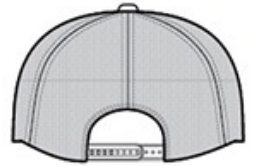




Fabric: 60/40 cotton/poly front panels; 100% polyester mesh back panels, 98/2 cotton/spandex front panels; 100% polyester mesh back panels (Multicam) Structure: Structured Profile: High Closure: 7-position adjustable snap



front



back

HOW TO MEASURE









HATS

Measure the circumference around the head, above the eyebrow and at the widest part of the head. Divide number by 3.14 for hat size.

SIZE CHART

	OSFA
Hat Size	6 5/8 - 7 5/8
Inside Circumference	20 3/4 - 23 7/8

COLOR INFORMATION

							
Black/ Black PMS NTR BLACK C	Chocolate Brown/ Khaki PMS 412C	Graphite/ Black	Multicam	Multicam Black	Olive/ Khaki PMS 7763C	True Navy/ White PMS 533C	True Royal/ White PMS 7687C