



Tough enough to conquer moisture, snags and color bleed, this smooth polo also features a subtle, all-over embossed geometric pattern.

- 4.7-ounce, 100% polyester jersey with PosiCharge technology and embossed pattern
- Self-fabric collar
- Tag-free label
- 3-button placket with dyed-to-match rubber buttons
- Set-in, open hem sleeves

If applying sublimation, special care must be taken throughout the process. Contact your decorator for more details.

CARE INSTRUCTIONS

Machine wash cold with like colors. Do not bleach. Tumble dry low. Remove promptly. Cool iron if needed. Do not use fabric softener. Do not dry clean.

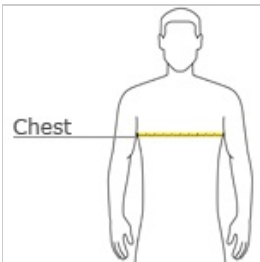


front



back

HOW TO MEASURE








CHEST WIDTH

Measure under the arm and around the fullest part of the chest with arms down, keeping tape horizontal.

SIZE CHART

	XS	S	M	L	XL	2XL	3XL	4XL
Chest	32-34	35-37	38-40	41-43	44-46	47-49	50-53	54-57

COLOR INFORMATION

				
Black PMS NTR BLACK C	Dark Smoke Grey PMS 425C	Deep Red PMS 201C	True Navy PMS 533C	True Royal PMS 7686C