



Transition seamlessly from professional life to play in this comfortable and flattering tunic blouse.

- 4.1-ounce, 100% polyester crepe
- Split v-neck
- Roll sleeves with button tabs
- Longer tunic length
- Gathered back detail

CARE INSTRUCTIONS

Turn inside out, machine wash cold, gentle cycle, with like colors, only non-chlorine bleach, if needed, tumble dry low, cool iron, if necessary.



front



back

HOW TO MEASURE








BUST
Measure under the arm and around the fullest part of the bust with arms down, keeping tape horizontal.

SIZE CHART

	XS	S	M	L	XL	XXL	3XL	4XL
Size	2	4/6	8/10	12/14	16/18	20/22	24/26	28/30
Bust	32-34	35-36	37-38	39-41	42-44	45-47	48-51	52-55

COLOR INFORMATION

							
Black PMS NTR BLACK	Deep Olive PMS NO MATCH	Ivory Chiffon PMS 9034C	Misty Sage PMS 5585C	Rose Quartz PMS 5025C	Sterling Grey PMS 7540C	True Blue PMS 654C	True Navy PMS 533C