



New Era® Ladies Series Performance Scoop Tee. LNEA200



With sport-inspired good looks, this tee beats moisture with unrivaled softness.

- 4-ounce, 100% polyester jersey with moisture-wicking and odor-fighting performance
- Heat transfer label for tag-free comfort
- Embossed New Era neck taping
- Modified raglan sleeves
- New Era flag logo heat transfer on left sleeve
- Underarm gussets
- Side gussets
- Scalloped hem

CARE INSTRUCTIONS

Machine wash cold with like colors. Do not use softeners. Tumble dry low. Remove promptly. Only non-chlorine bleach when needed. Cool iron if necessary. Do not dry clean.



front



back

HOW TO MEASURE
















BUST

Measure under the arm and around the fullest part of the bust with arms down, keeping tape horizontal.

SIZE CHART

	XS	S	M	L	XL	2XL	3XL	4XL
Size	2	4/6	8/10	12/14	16/18	20/22	24/26	28/30
Bust	32-34	35-36	37-38	39-41	42-44	45-47	48-51	52-55

COLOR INFORMATION

 Black Solid PMS NTR BLACK C	 Crimson PMS 202C	 Dark Green PMS 567C	 Deep Orange Solid PMS 3516C	 Deep Pink PMS 214C	 Goldenrod PMS 115C	 Graphite PMS 7540C	 Rainstorm Grey PMS COOL GRAY 6C	 Royal PMS 2757C	 Scarlet PMS 187C	 Sky Blue PMS 7454 C
 True Navy PMS 533C	 White Solid									