



Upgrade your office look with a polo that combines a cotton feel with smooth Rapid Dry moisture-wicking mesh. With subtle texture and breathable performance, this polo is a modern, comfortable choice.

- 4.7-ounce, 64/36 cotton/poly
- Self-fabric Johnny collar
- Back yoke
- Side vents

CARE INSTRUCTIONS

Machine wash cold. Turn garment inside out. Wash with like colors. Do not bleach. Tumble dry low. Warm iron if necessary.



front



back

HOW TO MEASURE









BUST
Measure under the arm and around the fullest part of the bust with arms down, keeping tape horizontal.

SIZE CHART

	XS	S	M	L	XL	XXL	3XL	4XL
Size	2	4/6	8/10	12/14	16/18	20/22	24/26	28/30
Bust	32-34	35-36	37-38	39-41	42-44	45-47	48-51	52-55

COLOR INFORMATION

					
Black PMS NTR BLACK	Engine Red PMS 186C	Grey Smoke	Skydiver Blue PMS 7691C	True Navy PMS 533C	White