



Fabric: 87/13 poly/spandex front panel; 100% polyester mesh mid and back panels
 Structure: Structured Profile: Mid Panels: 5
 Features: Crushable, foldable brim and crown for easy travel
 Closure: Webbing adjustable closure with easy-release buckle



front







back

SIZE CHART

	OSFA
Inside Circumference	23
Crown Height	6 7/8

COLOR INFORMATION

				
Army Green/ Black PMS 418C	Black/ Black PMS NTR BLACK C	Graphite/ Black PMS 432C	Silver/ White PMS COOL GREY 5C	True Navy/ White PMS 533C