

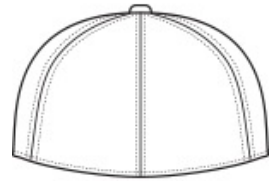


Flexfit fit meets the easygoing look and softness of a garment wash.

- Fabric: 98/2 cotton/spandex
- Structure: Lightly structured
- Profile: Low
- Closure: Stretch fit



front



back

HOW TO MEASURE











HATS

Measure the circumference around the head, above the eyebrow and at the widest part of the head. Divide number by 3.14 for hat size.

SIZE CHART

| | S/M | L/XL |
|-----------|-----------------|-----------------|
| Hat Size | 6 3/4 - 7 1/4 | 7 1/8 - 7 5/8 |
| Head Size | 21 1/4 - 22 3/4 | 22 3/8 - 23 7/8 |

COLOR INFORMATION

| | | | | | | | | | |
|--|---|---|---|---|---|---|---|---|---|
|  |  |  |  |  |  |  |  |  |  |
| Black PMS NTR BLACK | Brown PMS 440C | Caldera Red PMS 188C | Khaki PMS 7504C | Loden PMS 7769C | Navy PMS NO MATCH | New Slate PMS NO MATCH | Olive PMS NO MATCH | Stone PMS 7528C | White C |