



- Retail fit
- Tear-away label
- Side seamed
- 3.8-ounce, 50/25/25 poly/Airlume combed and ring spun cotton/rayon, 40 singles

CARE INSTRUCTIONS

Machine wash warm, inside out, with like colors. Only non-chlorine bleach. Tumble dry low. Medium iron. Do not iron decoration. Do not dry clean.



front



back

HOW TO MEASURE









CHEST WIDTH
Measure under the arm and around the fullest part of the chest with arms down, keeping tape horizontal.

SIZE CHART

	S	M	L	XL
Size	6-8	10-12	12-14	14-18
Chest	28-30	30-32	32-34	34-36

COLOR INFORMATION

									
Athletic Grey Triblend	Blue Triblend PMS 7682CP	Charcoal Black Triblend PMS Black 7CP	Green Triblend PMS 2420CP	Grey Triblend PMS 416CP	Red Triblend PMS 1797C	Solid Black Triblend	Solid Navy Triblend	True Royal Triblend PMS 286CP	White Fleck Triblend