



- 3.7-ounce, 50/50 poly/combed ring spun cotton, 36 singles
- Satin label
- Shoulder-to-shoulder taping
- Side seamed
- Slim fit

CARE INSTRUCTIONS

Maximum washing temperature 30 c, inside out, with like colors. Only oxygen/non-chlorine bleach allowed. Tumble dry at low temperature, max 60 c. Do not iron. Do not dry clean.



front



back

HOW TO MEASURE

















CHEST WIDTH
Measure under the arm and around the fullest part of the chest with arms down, keeping tape horizontal.

SIZE CHART

	XS	S	M	L	XL	2XL
Chest	28-30	30-32	32-34	36-38	40-42	44-46

COLOR INFORMATION

 Asphalt PMS CG11C	 Black PMS B6C	 Black Aqua PMS 2216C	 Heather Black PMS 7547C	 Heather Cranberry PMS 2042C	 Heather Forest PMS 3308C	 Heather Kelly Green PMS 2251C	 Heather Lake Blue PMS 2151C	 Heather Orange PMS 164C	 Heather Red PMS 193C	 Lapis PMS 2756C
 Navy PMS 2767C	 Red PMS 200C	 White								