



- 4.2-ounce, 50/25/25 poly/combed ring spun cotton/rayon
- Semi-fitted contoured silhouette with side seam
- TearAway™ label
- Seamed collar
- Shoulder-to-shoulder taping
- Double-needle sleeves and curved bottom hem
- Please note: This product is transitioning from Anvil labels to Anvil by Gildan labels. Your order may contain a combination of both labels.

CARE INSTRUCTIONS

Machine wash warm, inside out, with like colors. Only non-chlorine bleach. Tumble dry medium. Do not iron if decorated. Do not dry clean.

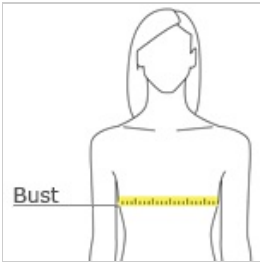


front



back

HOW TO MEASURE









BUST
Measure under the arm and around the fullest part of the bust with arms down, keeping tape horizontal.

SIZE CHART

	XS	S	M	L	XL	2XL
Chest	0-2	4-6	8-10	12-14	16-18	20-22

COLOR INFORMATION

					
Black PMS 426C	Heather Dark Grey PMS COOL GRAY PMS 632C 11C	Heather Galapagos Blue PMS 422C	Heather Grey PMS 422C	Heather Red PMS 193C	White