



- 6.1-ounce, 100% ring spun cotton
- 90/10 cotton/ poly (Light Steel)
- 99/1 cotton/poly (Ash)
- Tear-away label
- Lay-flat collar
- Double-needle coverseamed neck and sleeves
- Shoulder-to-shoulder taping
- Double-needle, 5-point left chest pocket

Please note: This product is transitioning from tag-free labels to tear-away labels. Your order may contain a combination of both labels.

CARE INSTRUCTIONS

Turn inside out. Machine wash cold. Dark colors separately. Only non-chlorine bleach when needed. Tumble dry low. Cool iron if needed exclusive of decoration.

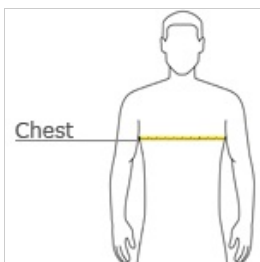


front



back

HOW TO MEASURE















CHEST WIDTH

Measure under the arm and around the fullest part of the chest with arms down, keeping tape horizontal.

SIZE CHART

	S	M	L	XL	2XL	3XL
Chest	34-36	38-40	42-44	46-48	50-52	54-56

COLOR INFORMATION

										
Ash* PMS COOL GREY 7 C	Black PMS BLACK 6C	Deep Forest PMS 5535C	Deep Red PMS 207C	Deep Royal PMS 662C	Denim Blue PMS 646C	Light Steel PMS 656C	Navy PMS 289C	Orange PMS 172C	Sand PMS WARM GRAY 3C	Smoke Grey PMS COOL GRAY 11C
	White									

*Not all sizes are available in every color.