



Heavy Blend™ Full-Zip Hooded Sweatshirt. 18600



- 8-ounce, 50/50 cotton/poly
- Double-needle stitching at waistband and cuffs
- Unlined hood with dyed-to-match drawcord
- YKK metal zipper
- 1x1 rib knit cuffs and waistband with spandex
- Front pouch pockets

Due to the nature of 50/50 cotton/poly neon fabrics, special care must be taken throughout the printing process.

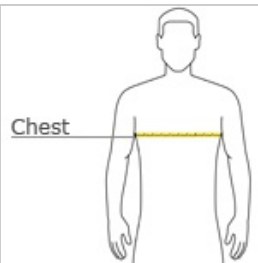


front



back

HOW TO MEASURE





















CHEST WIDTH
Measure under the arm and around the fullest part of the chest with arms down, keeping tape horizontal.

SIZE CHART

	S	M	L	XL	2XL	3XL	4XL	5XL
Chest	34-36	38-40	42-44	46-48	50-52	54-56	58-60	62-64

COLOR INFORMATION

 Ash Grey PMS COOL GREY 3 C	 Black PMS 426 C	 Cardinal PMS 1955 C	 Carolina Blue PMS 659 C	 Dark Chocolate PMS 412 C	 Dark Heather Grey PMS 446 C	 Forest Green PMS 5535 C	 Irish Green PMS 2252 C	 Light Pink PMS 684 C	 Maroon PMS 7644 C	 Navy PMS 533 C
 Purple PMS 2112 C	 Red PMS 199 C	 Royal PMS 7686 C	 S. Orange	 Safety Green PMS 382 C	 Sports Grey PMS COOL GREY 7 C	 White				

*Not all sizes are available in every color.